

Right Care, Right Time & Right Place

The need for specialist care and support at home or close to home


Janice McGrory
Nurse Consultant: Dementia

Right Care


➤ Medical model of dementia

- *'a syndrome due to disease of the brain, usually of a chronic or progressive nature, in which there is disturbance of multiple higher cortical functions, including memory, thinking, orientation, comprehension, calculation, learning capability, language, and judgement. Consciousness is not impaired. Impairments of cognitive function are commonly accompanied, occasionally preceded, by deterioration in emotional control, social behaviour, or motivation. ICD - 10*


V Social Model of Dementia

- While the clinical model of dementia describes the changes occurring within the brain, the way that dementia affects a person in day-to-day life will vary from one individual to the next.
 - The social model of care seeks to understand the emotions and behaviours of the person with dementia by placing him or her within the context of his or her social circumstances and biography.
- 

Compassionate Care

- Compassion is how care is given through relationships based on empathy, respect and dignity
 - - it can also be described as intelligent kindness, and is central to how people perceive their Care
 - Involves collaboration between professionals delivering care, those receiving care and family carers
 - Providing support to family carers
- 

Right Time

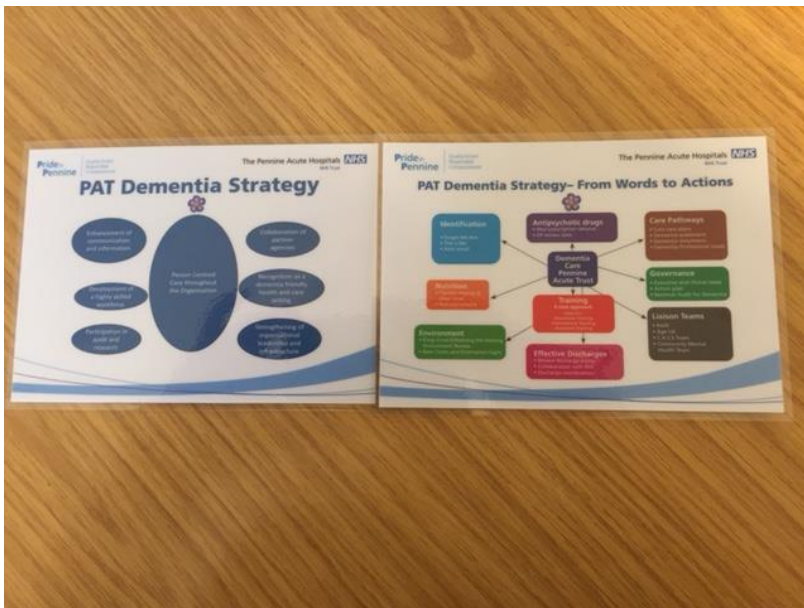
- **Getting a diagnosis**
 - **Navigation through systems and services**
 - **Maintaining physical wellbeing**
- 

Right Place

Community Care v Acute Hospital Care

- people with dementia should be assessed and treated as far as possible within their own, familiar environment and exercising as much choice and self-determination as possible.
- Where admission to an Acute Hospital is required there should be a clear objective that is shared from the outset with the person with dementia, the carer and the multidisciplinary team. Once the objective is achieved, there should be an efficient discharge process supported by community resources
- There should be full multidisciplinary input to the inpatient service including physiotherapy, occupational therapy, speech and language therapy, and psychological therapy to ensure a multi-skilled approach for people with dementia

The Pennine Way



- Provide good leadership that demonstrates the values and principles
- Ensure staff induction emphasises the core values and dementia strategy

The Pennine Way




- Ensure core values and the dementia strategy are reinforced through staff training and development
- A commitment to a culture in which staff communication and interaction with people who have dementia and their family are valued as core work.


Pennine Acute Hospitals Commitment to Improving Dementia Care

- Good multi-disciplinary links maintained with a wide range of health services, social care services and other community groups.
- A commitment to involving relatives and people with dementia in influencing care practice
- Recognition that dementia care is particularly demanding of staff and respond to their needs by, for example: ensuring good communication and a sense of staff involvement and ownership

STAY.
WITH ME



Devolution Manchester and Dementia United

- Equity in access to services should not result in loss of local identity and needs of specific communities.
 - **Must include the voice of people with dementia and family**
 - Will require abandoning traditional approaches and the reign of the medical model
- 

Pride in
Pennine

Quality-Driven
Responsible
Compassionate

The Pennine Acute Hospitals
NHS Trust



Thank You

